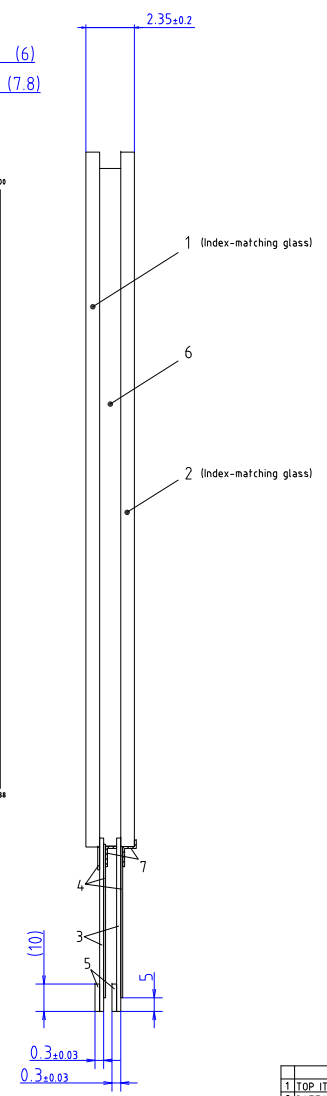
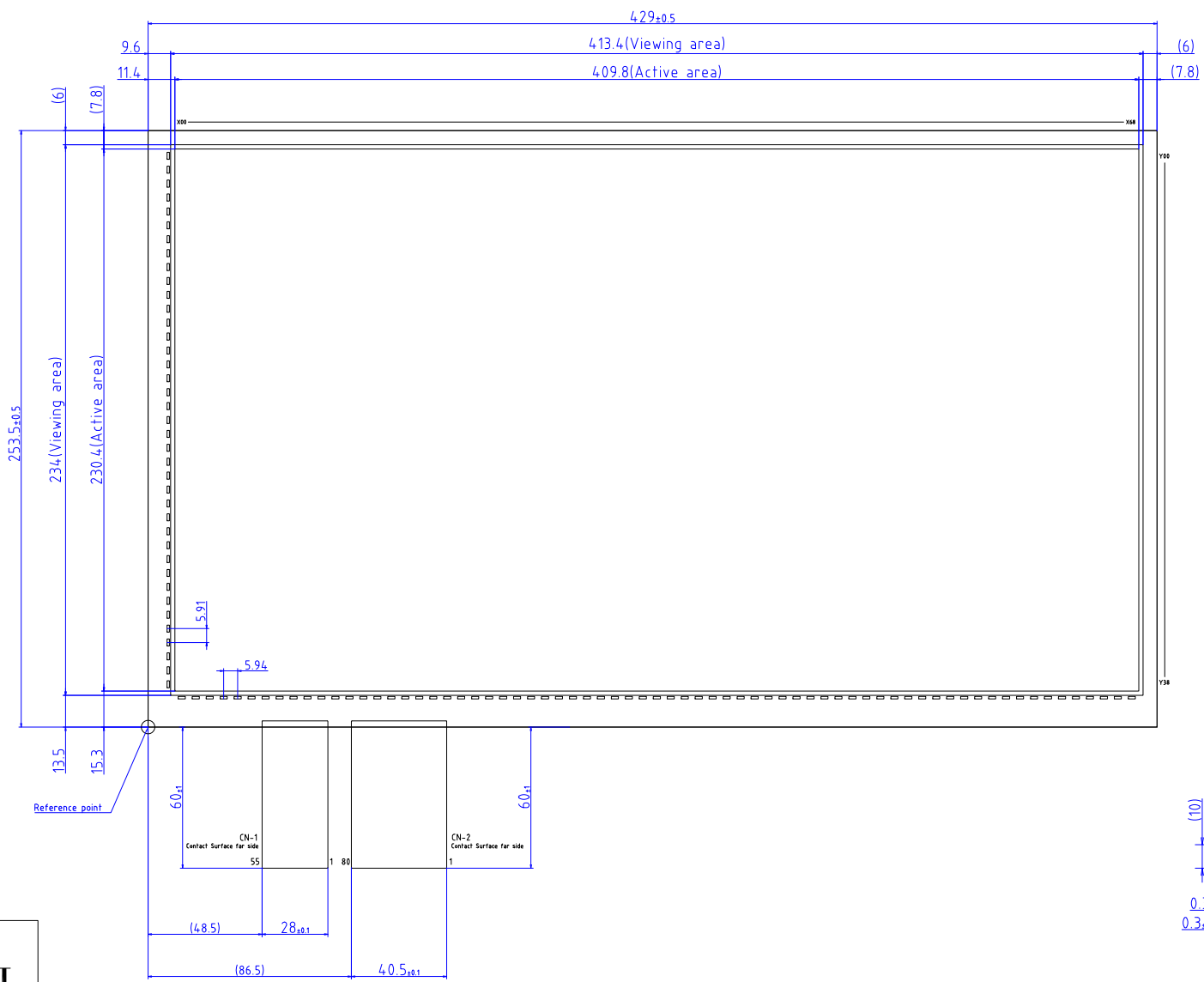


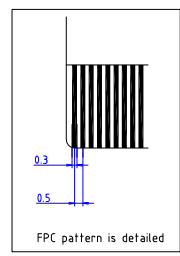
CN1 PinOut		CN2 PinOut	
1	Dummy	1	NC
2	Y38	2	NC
3	Y37	3	NC
4	Y36	4	NC
5	Y35	5	NC
6	Y34	6	NC
7	Y33	7	NC
8	Y32	8	NC
9	Y31	9	NC
10	Y30	10	Dummy
11	Y29	11	X68
12	Y28	12	X67
13	Y27	13	X66
14	Y26	14	X65
15	Y25	15	X64
16	Y24	16	X63
17	Y23	17	X62
18	Y22	18	X61
19	Y21	19	X60
20	Y20	20	X59
21	Y19	21	X58
22	Y18	22	X57
23	Y17	23	X56
24	Y16	24	X55
25	Y15	25	X54
26	Y14	26	X53
27	Y13	27	X52
28	Y12	28	X51
29	Y11	29	X50
30	Y10	30	X49
31	Y09	31	X48
32	Y08	32	X47
33	Y07	33	X46
34	Y06	34	X45
35	Y05	35	X44
36	Y04	36	X43
37	Y03	37	X42
38	Y02	38	X41
39	Y01	39	X40
40	Y00	40	X39
41	Dummy	41	X38
42	NC	42	X37
43	NC	43	X36
44	NC	44	X35
45	NC	45	X34
46	NC	46	X33
47	NC	47	X32
48	NC	48	X31
49	NC	49	X30
50	NC	50	X29
51	NC	51	X28
52	NC	52	X27
53	NC	53	X26
54	NC	54	X25
55	NC	55	X24
56	NC	56	X23
57	NC	57	X22
58	NC	58	X21
59	NC	59	X20
60	NC	60	X19
61	NC	61	X18
62	NC	62	X17
63	NC	63	X16
64	NC	64	X15
65	NC	65	X14
66	NC	66	X13
67	NC	67	X12
68	NC	68	X11
69	NC	69	X10
70	NC	70	X09
71	NC	71	X08
72	NC	72	X07
73	NC	73	X06
74	NC	74	X05
75	NC	75	X04
76	NC	76	X03
77	NC	77	X02
78	NC	78	X01
79	NC	79	X00
80	Dummy	80	Dummy



REMARKS	
FPC PATTERN PITCH	0.5mm
FPC PATTERN WIDTH	Eu 0.2-0.3mm
CIRCUIT PATTERN WIDTH	Ag 0.075mm
TOLERANCE=±0.3mm	

ITEM	MATERIAL	REMARKS
1 TOP ITO GLASS	t=1.1mm	
2 BOTTOM ITO GLASS	t=1.1mm	
3 FPC	POLYIMIDE 12.5μm	Electroplated copper foil
4 REINFORCEMENT FILM	POLYIMIDE 25μm	
5 STIFFENER	POLYIMIDE 225μm	
6 ADHESIVE SHEET	150μm	
7 PROTECTION TAPE	POLYESTER 25μm	

TOLERANCE=±0.3mm
 EXCEPT WHERE INDICATED
 UNIT=mm
 Edges and corners of ITO glass may be chamfered without affecting product specification.



PART No.	DATE
DUS-A185WA060A	Jan/28/2021
TYPE	DMC Co., Ltd.
Projected Capacitive DIMENSIONAL DRAWING	