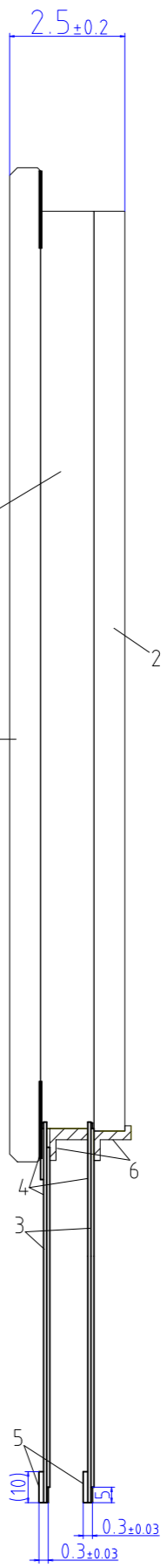
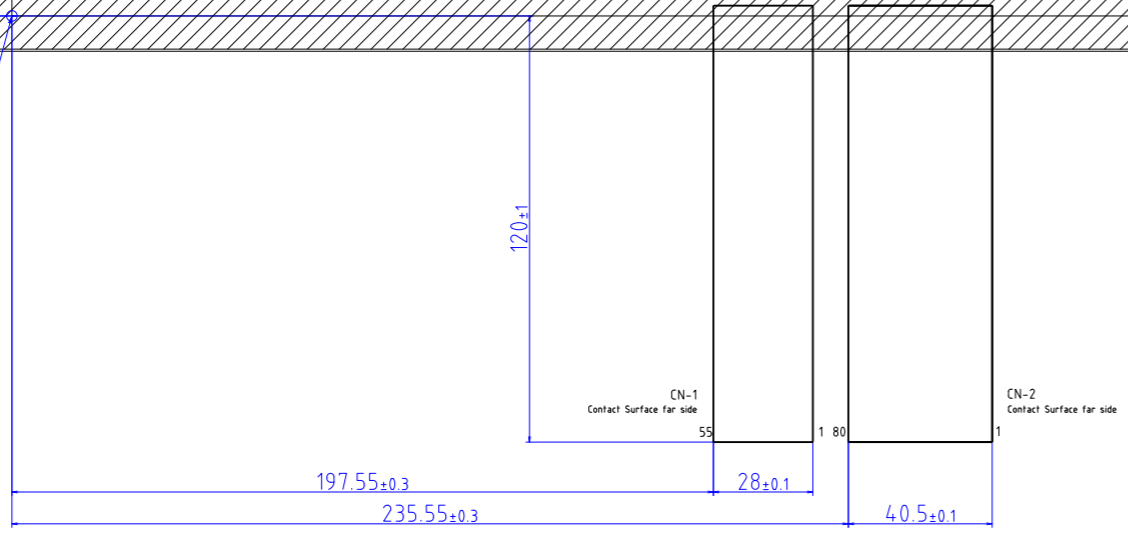
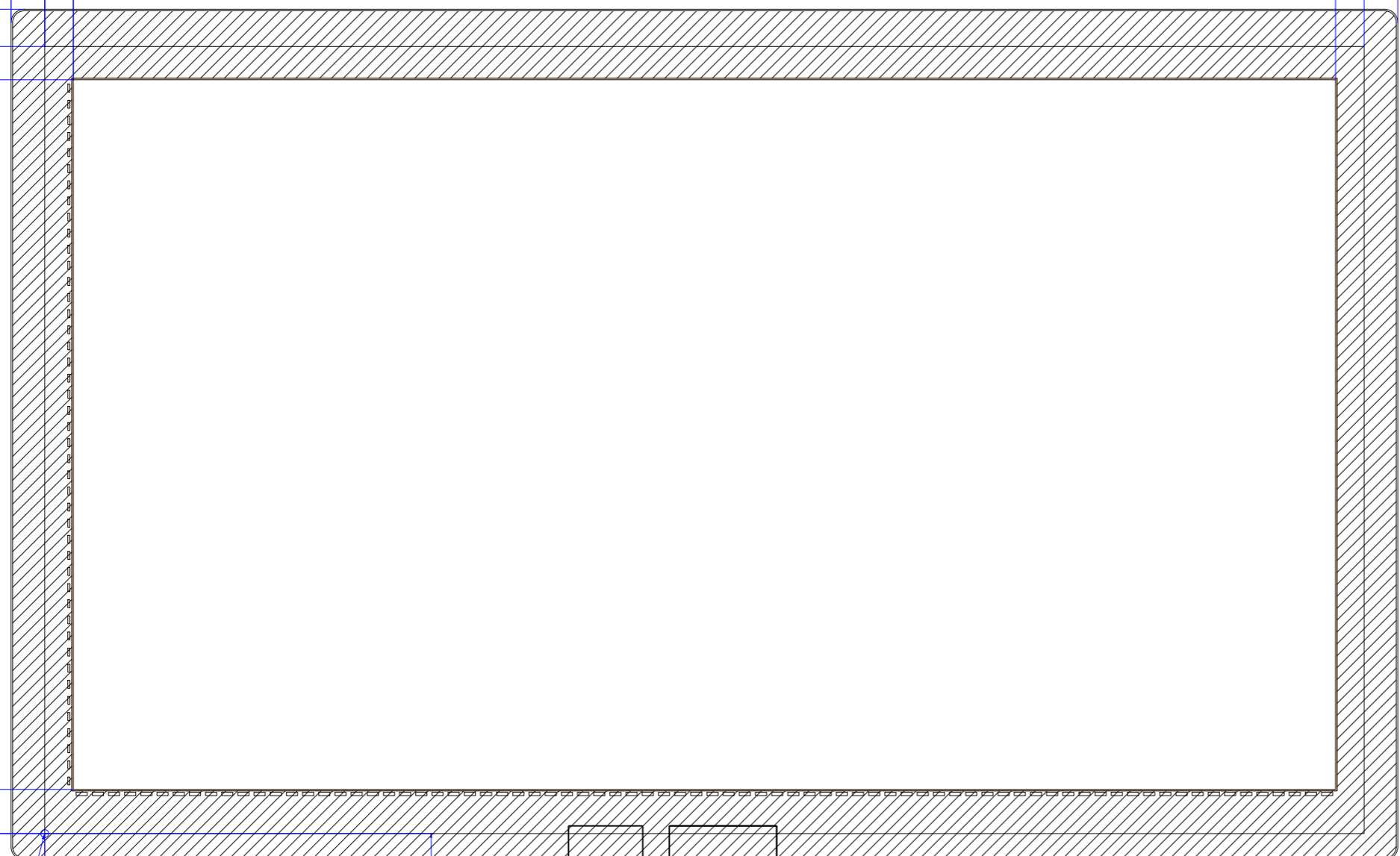


523±0.3 (Cover glass)  
 497.6±0.5 (Touch panel)  
 476.06 (Active area)

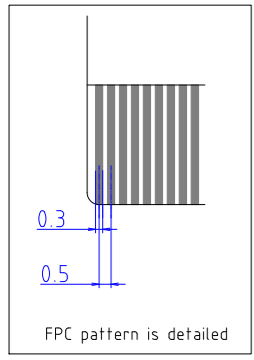
12.7±0.6  
 10.77  
 321±0.3 (Cover glass)  
 297±0.5 (Touch panel)  
 267.78 (Active area)  
 9.94±0.6  
 Reference point



CN1 PinOut		CN2 PinOut	
1	Dummy	1	Dummy
2	Y43	2	X77
3	Y42	3	X76
4	Y41	4	X75
5	Y40	5	X74
6	Y39	6	X73
7	Y38	7	X72
8	Y37	8	X71
9	Y36	9	X70
10	Y35	10	X69
11	Y34	11	X68
12	Y33	12	X67
13	Y32	13	X66
14	Y31	14	X65
15	Y30	15	X64
16	Y29	16	X63
17	Y28	17	X62
18	Y27	18	X61
19	Y26	19	X60
20	Y25	20	X59
21	Y24	21	X58
22	Y23	22	X57
23	Y22	23	X56
24	Y21	24	X55
25	Y20	25	X54
26	Y19	26	X53
27	Y18	27	X52
28	Y17	28	X51
29	Y16	29	X50
30	Y15	30	X49
31	Y14	31	X48
32	Y13	32	X47
33	Y12	33	X46
34	Y11	34	X45
35	Y10	35	X44
36	Y09	36	X43
37	Y08	37	X42
38	Y07	38	X41
39	Y06	39	X40
40	Y05	40	X39
41	Y04	41	X38
42	Y03	42	X37
43	Y02	43	X36
44	Y01	44	X35
45	Y00	45	X34
46	Dummy	46	X33
47	NC	47	X32
48	NC	48	X31
49	NC	49	X30
50	NC	50	X29
51	NC	51	X28
52	NC	52	X27
53	NC	53	X26
54	NC	54	X25
55	NC	55	X24
56	NC	56	X23
57	NC	57	X22
58	NC	58	X21
59	NC	59	X20
60	NC	60	X19
61	NC	61	X18
62	NC	62	X17
63	NC	63	X16
64	NC	64	X15
65	NC	65	X14
66	NC	66	X13
67	NC	67	X12
68	NC	68	X11
69	NC	69	X10
70	NC	70	X09
71	NC	71	X08
72	NC	72	X07
73	NC	73	X06
74	NC	74	X05
75	NC	75	X04
76	NC	76	X03
77	NC	77	X02
78	NC	78	X01
79	NC	79	X00
80	NC	80	Dummy

REMARKS	
FPC PATTERN PITCH	0.5mm
FPC PATTERN WIDTH	Cu 0.2-0.3mm
	Ag - mm
CIRCUIT PATTERN WIDTH	Ag 0.03-0.1mm
	- mm
○ TOLERANCE=±0.3mm	

ITEM	MATERIAL	REMARKS
1	TOP ITO GLASS	t=1.8mm
2	BOTTOM ITO GLASS	t=0.55mm
3	FPC	POLYIMIDE 12.5μm Electrolytic copper foil 0.03mm
4	REINFORCEMENT FILM	POLYIMIDE 25μm
5	STIFFENER	POLYIMIDE 225μm
6	PROTECTION TAPE	POLYESTER 25μm
7	ADHESIVE SHEET	150μm



TOLERANCE=±0.3mm  
 EXCEPT WHERE INDICATED  
 UNIT=mm

PART No.	DATE
DUS-LD215WA120A2A	May/23/2023
TYPE	DMC Co., Ltd.
Projected Capacitive DIMENSIONAL DRAWING	