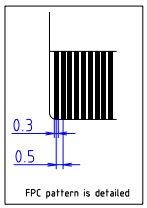
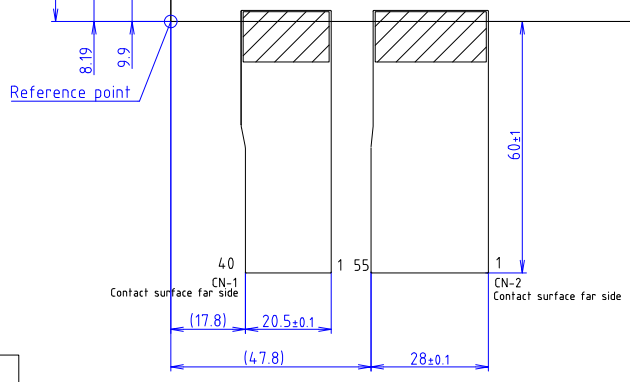
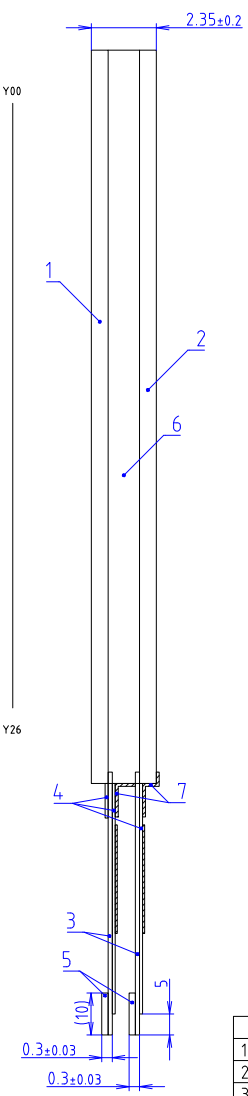


CN-1 PinOut		CN-2 PinOut	
1	Dummy	1	NC
2	Y26	2	NC
3	Y25	3	NC
4	Y24	4	NC
5	Y23	5	NC
6	Y22	6	NC
7	Y21	7	NC
8	Y20	8	NC
9	Y19	9	NC
10	Y18	10	NC
11	Y17	11	NC
12	Y16	12	NC
13	Y15	13	NC
14	Y14	14	NC
15	Y13	15	NC
16	Y12	16	NC
17	Y11	17	Dummy
18	Y10	18	X35
19	Y09	19	X34
20	Y08	20	X33
21	Y07	21	X32
22	Y06	22	X31
23	Y05	23	X30
24	Y04	24	X29
25	Y03	25	X28
26	Y02	26	X27
27	Y01	27	X26
28	Y00	28	X25
29	Dummy	29	X24
30	NC	30	X23
31	NC	31	X22
32	NC	32	X21
33	NC	33	X20
34	NC	34	X19
35	NC	35	X18
36	NC	36	X17
37	NC	37	X16
38	NC	38	X15
39	NC	39	X14
40	NC	40	X13
		41	X12
		42	X11
		43	X10
		44	X09
		45	X08
		46	X07
		47	X06
		48	X05
		49	X04
		50	X03
		51	X02
		52	X01
		53	X00
		54	Dummy
		55	NC



REMARKS		
FPC PATTERN PITCH		0.5mm
FPC PATTERN WIDTH	Cu	0.2-0.3mm
	-	mm
CIRCUIT PATTERN WIDTH	Ag	0.03mm
	-	mm
O TOLERANCE=±0.3mm		

ITEM	MATERIAL	REMARKS
1 TOP ITO GLASS	t=1.1mm	
2 BOTTOM ITO GLASS	t=1.1mm	
3 FPC	POLYIMIDE 12.5μ m	Electrolytic copper foil GLDNG
4 REINFORCEMENT FILM	POLYIMIDE 25μ m	
5 STIFFENER	POLYIMIDE 225μ m	
6 ADHESIVE SHEET	150μ m	
7 PROTECTION TAPE	POLYESTER 25μ m	

PART No.	DATE
DUS-N104A060B	JUL/11/23
TYPE	DMC Co., Ltd.
Projected Capacitive DIMENSIONAL DRAWING	

TOLERANCE=±0.3mm
EXCEPT WHERE INDICATED
UNIT=mm