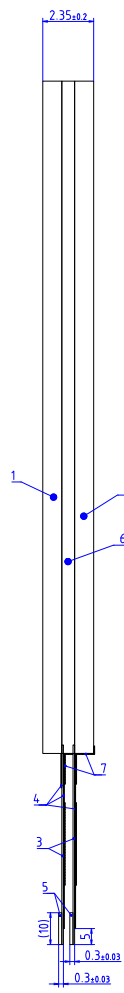
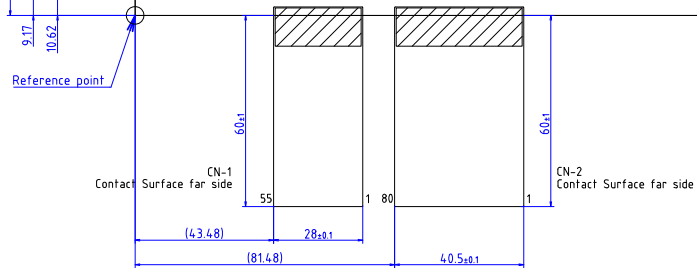
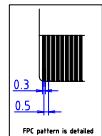


211.8±0.5 (Touch panel)
 196.49 (Viewing area)
 193.6 (Active area)

5.91
 7.36
 358.8±0.5 (Touch panel)
 347.19 (Viewing area)
 344.3 (Active area)



CN-1 PinOut		CN-2 PinOut	
1	Dummy	1	NC
2	X32	2	NC
3	Y31	3	NC
4	Y30	4	NC
5	Y29	5	NC
6	Y28	6	NC
7	Y27	7	NC
8	Y26	8	NC
9	Y25	9	NC
10	Y24	10	NC
11	Y23	11	NC
12	Y22	12	NC
13	Y21	13	NC
14	Y20	14	NC
15	Y19	15	NC
16	Y18	16	NC
17	Y17	17	NC
18	Y16	18	NC
19	Y15	19	NC
20	Y14	20	NC
21	Y13	21	Dummy
22	Y12	22	X57
23	Y11	23	X56
24	Y10	24	X55
25	Y09	25	X54
26	Y08	26	X53
27	Y07	27	X52
28	Y06	28	X51
29	Y05	29	X50
30	Y04	30	X49
31	Y03	31	X48
32	Y02	32	X47
33	Y01	33	X46
34	Y00	34	X45
35	Dummy	35	X44
36	NC	36	X43
37	NC	37	X42
38	NC	38	X41
39	NC	39	X40
40	NC	40	X39
41	NC	41	X38
42	NC	42	X37
43	NC	43	X36
44	NC	44	X35
45	NC	45	X34
46	NC	46	X33
47	NC	47	X32
48	NC	48	X31
49	NC	49	X30
50	NC	50	X29
51	NC	51	X28
52	NC	52	X27
53	NC	53	X26
54	NC	54	X25
55	NC	55	X24
56	NC	56	X23
57	NC	57	X22
58	NC	58	X21
59	NC	59	X20
60	NC	60	X19
61	NC	61	X18
62	NC	62	X17
63	NC	63	X16
64	NC	64	X15
65	NC	65	X14
66	NC	66	X13
67	NC	67	X12
68	NC	68	X11
69	NC	69	X10
70	NC	70	X09
71	NC	71	X08
72	NC	72	X07
73	NC	73	X06
74	NC	74	X05
75	NC	75	X04
76	NC	76	X03
77	NC	77	X02
78	NC	78	X01
79	NC	79	X00
80	NC	80	Dummy



TOLERANCE=±0.3mm
 EXCEPT WHERE INDICATED
 UNIT:mm
 Edges and corners of ITO glass may be chamfered
 without affecting product specification.

REMARKS	
FPC PATTERN PITCH	0.5mm
FPC PATTERN WIDTH	Cu 0.2-0.3mm
CIRCUIT PATTERN WIDTH	Ag 0.03mm
OTOLERANCE	±0.3mm

ITEM	MATERIAL	REMARKS
1	TOP ITO GLASS	±=1.1mm
2	BOTTOM ITO GLASS	±=1.1mm
3	FPC	POLYIMIDE 12.5μm Electrolytic copper foil 0.05mm
4	REINFORCEMENT FILM	POLYIMIDE 25μm
5	STIFFENER	POLYIMIDE 225μm
6	ADHESIVE SHEET	POLYIMIDE 150μm
7	PROTECTION TAPE	POLYESTER 25μm

PART No.	DATE
DUS-N156WA060A	Jan/27/23
TYPE	
Projected Capacitive DIMENSIONAL DRAWING	DMC Co., Ltd.