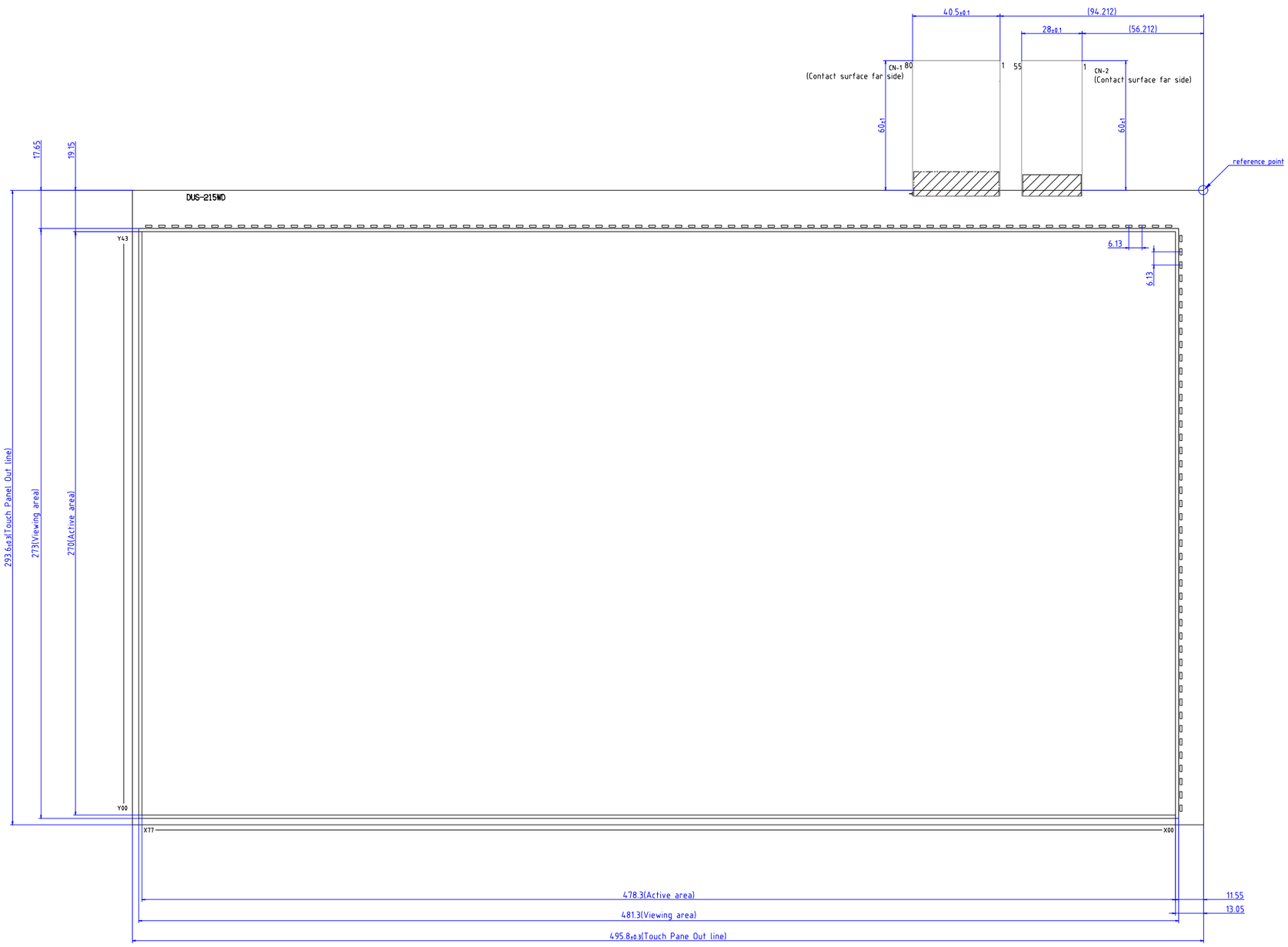

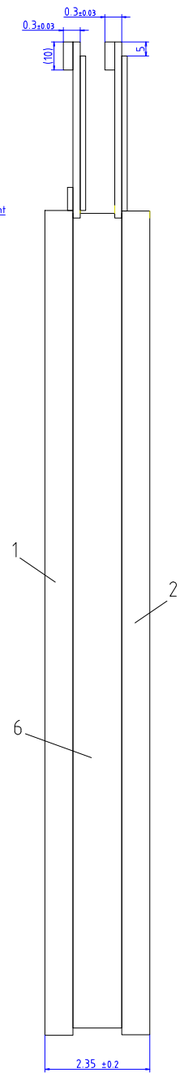

CN1 PinOut

1	Dummy
2	NC
3	NC
4	NC
5	NC
6	NC
7	NC
8	NC
9	NC
10	NC
11	Y00
12	Y01
13	Y02
14	Y03
15	Y04
16	Y05
17	Y06
18	Y07
19	Y08
20	Y09
21	Y10
22	Y11
23	Y12
24	Y13
25	Y14
26	Y15
27	Y16
28	Y17
29	Y18
30	Y19
31	Y20
32	Y21
33	Y22
34	Y23
35	Y24
36	Y25
37	Y26
38	Y27
39	Y28
40	Y29
41	Y30
42	Y31
43	Y32
44	Y33
45	Y34
46	Y35
47	Y36
48	Y37
49	Y38
50	Y39
51	Y40
52	Y41
53	Y42
54	Y43
55	Dummy

CN2 PinOut

1	Dummy
2	X00
3	X01
4	X02
5	X03
6	X04
7	X05
8	X06
9	X07
10	X08
11	X09
12	X10
13	X11
14	X12
15	X13
16	X14
17	X15
18	X16
19	X17
20	X18
21	X19
22	X20
23	X21
24	X22
25	X23
26	X24
27	X25
28	X26
29	X27
30	X28
31	X29
32	X30
33	X31
34	X32
35	X33
36	X34
37	X35
38	X36
39	X37
40	X38
41	X39
42	X40
43	X41
44	X42
45	X43
46	X44
47	X45
48	X46
49	X47
50	X48
51	X49
52	X50
53	X51
54	X52
55	X53
56	X54
57	X55
58	X56
59	X57
60	X58
61	X59
62	X60
63	X61
64	X62
65	X63
66	X64
67	X65
68	X66
69	X67
70	X68
71	X69
72	X70
73	X71
74	X72
75	X73
76	X74
77	X75
78	X76
79	X77
80	Dummy

REMARKS		
FPC PATTERN PITCH		0.5mm
FPC PATTERN WIDTH	Cu	0.2-0.3mm
	-	mm
CIRCUIT PATTERN WIDTH	Ag	0.1mm
	-	mm
○ TOLERANCE=±0.3mm		

	ITEM	MATERIAL		REMARKS
1	TOP ITO GLASS	t=1.1mm		
2	BOTTOM ITO GLASS	t=1.1mm		
3	FPC	POLYIMIDE	12.5μm	Electrolytic copper foil GLDING
4	REINFORCEMENT FILM	POLYIMIDE	25μm	
5	STIFFENER	POLYIMIDE	225μm	
6	ADHESIVE SHEET		150μm	
7	PROTECTION TAPE	POLYESTER	25μm	

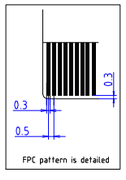

Edges and corners of ITO glass may be chamfered without affecting product specification.

PART No.	DATE	SCALE
DUS-215WD060C	Jun/14/24	NTS
TYPE		UNIT
STANDARD TOUCHSCREEN DIMENSIONAL DRAWING	DMC Co., Ltd.	mm