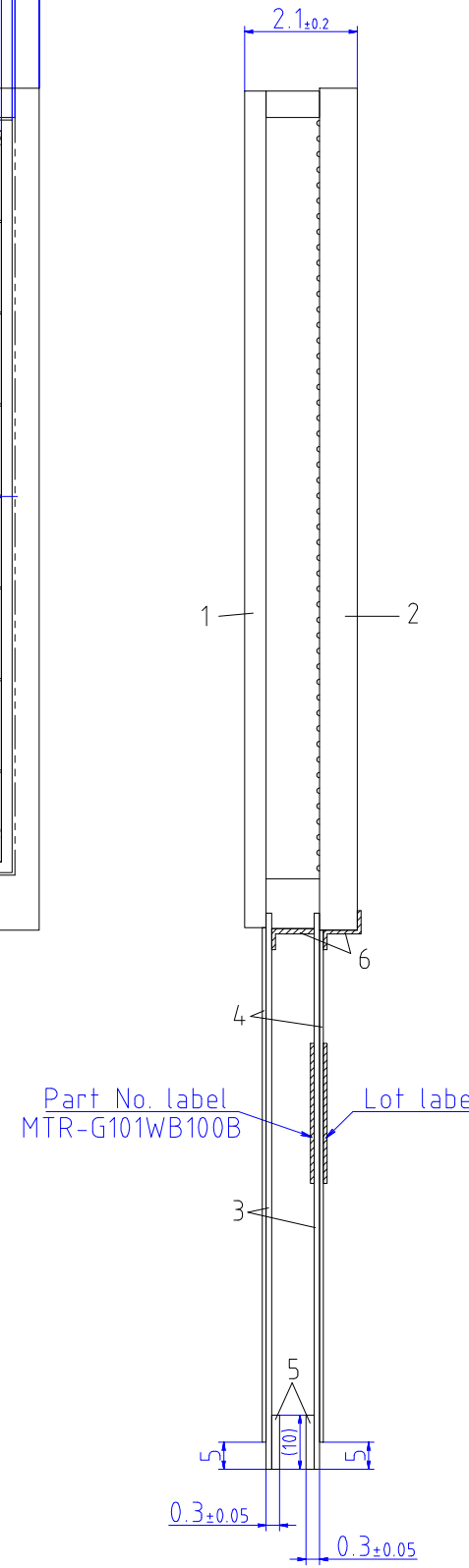
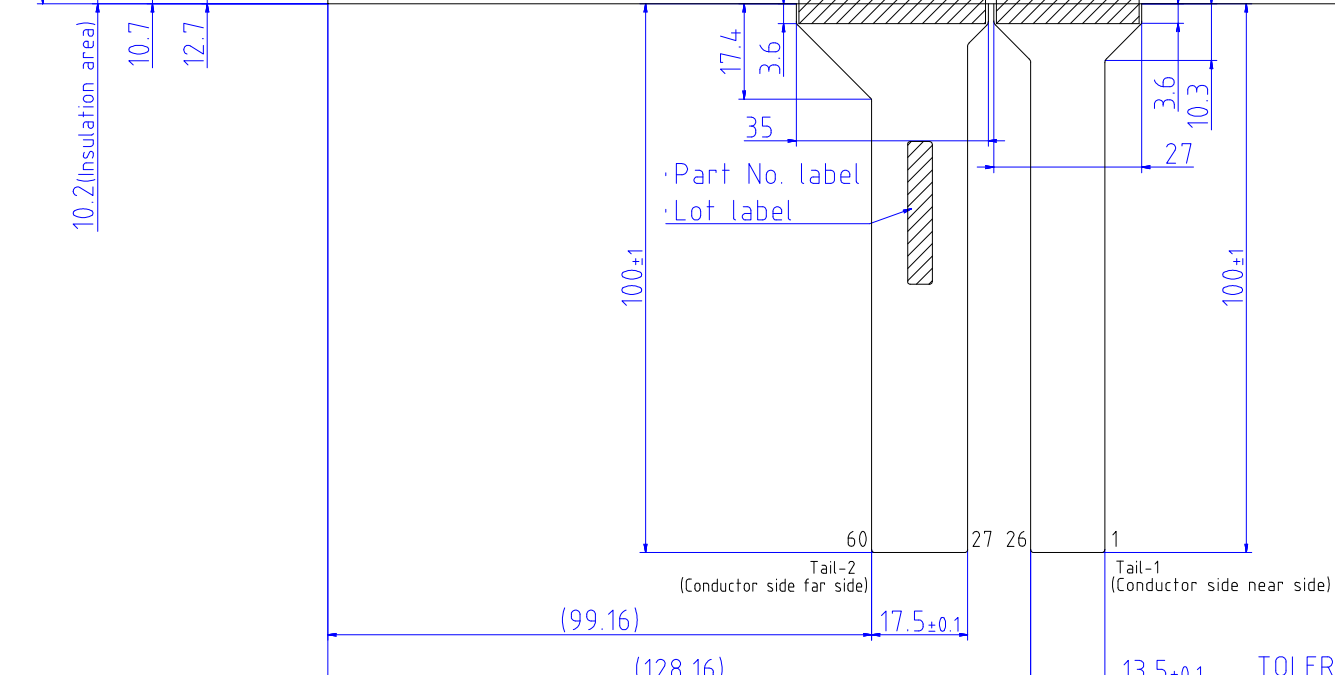
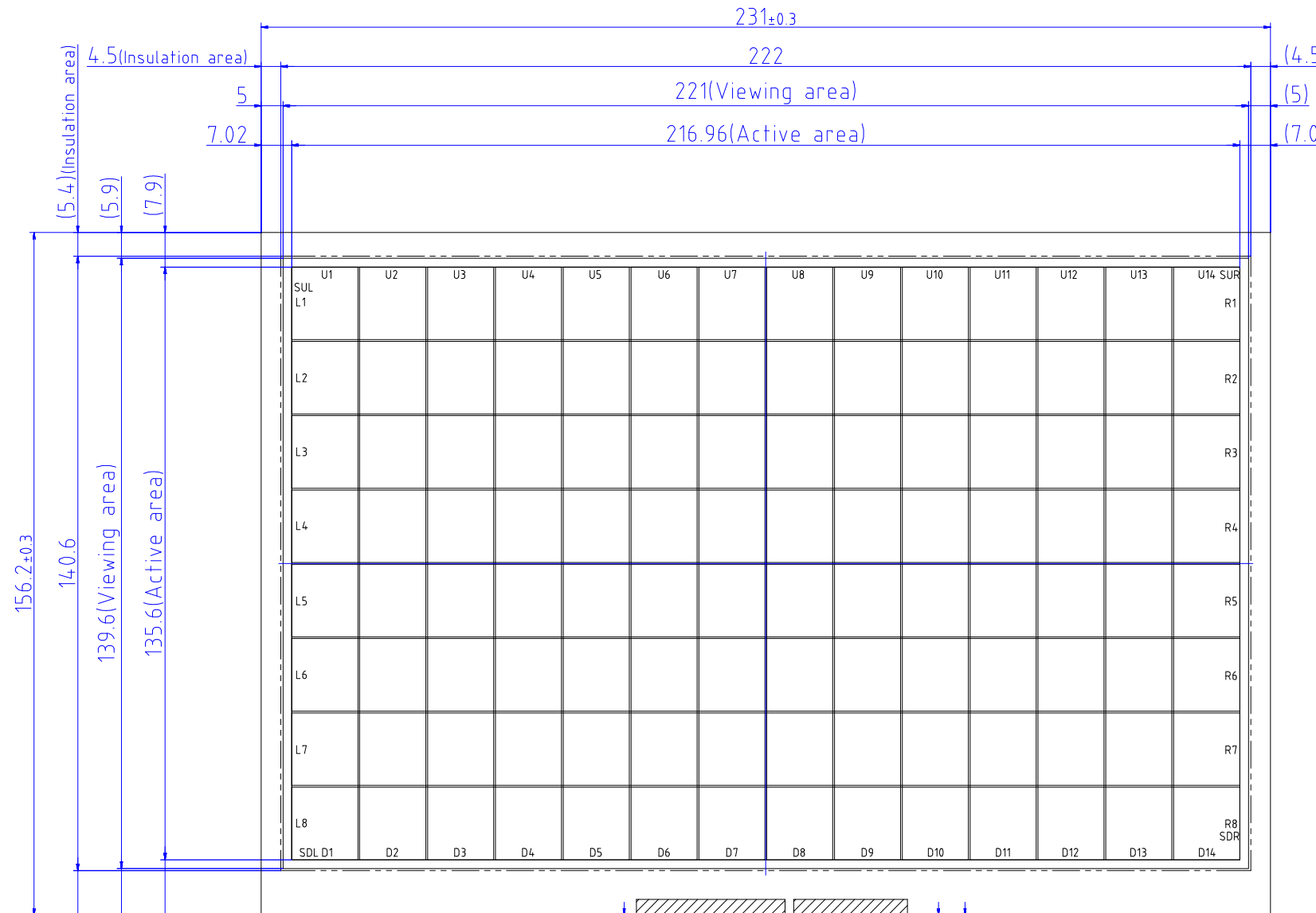


A B C D E F G H



PIN ASSIGNMENT

Tail-1		Tail-2	
1	R1	27	U9
2	R2	28	U10
3	R3	29	U11
4	R4	30	U12
5	R5	31	U13
6	R6	32	U14
7	R7	33	NC
8	R8	34	SUR
9	NC	35	NC
10	NC	36	D14
11	NC	37	D13
12	NC	38	D12
13	SDR	39	D11
14	NC	40	D10
15	NC	41	D9
16	NC	42	D8
17	NC	43	NC
18	L8	44	D7
19	L7	45	D6
20	L6	46	D5
21	L5	47	D4
22	L4	48	D3
23	L3	49	D2
24	L2	50	D1
25	L1	51	SDL
26	SUL	52	U1
		53	U2
		54	U3
		55	U4
		56	U5
		57	U6
		58	U7
		59	U8
		60	NC

TOLERANCE=±0.5mm
EXCEPT WHERE INDICATED
Unit: mm
Edges and corners of ITO glass may be chamfered without affecting product specification.

1	ITO FILM (ANTI-GLARE)
2	ITO GLASS
3	FPC
4	REINFORCEMENT FILM
5	STIFFENER
6	PROTECTION TAPE

PART No.	DATE
MTR-G101WB100B	Oct/12/2023
TYPE	DMC Co., Ltd.
Multi Touch Resistive DIMENSIONAL DRAWING	

A B C D E F G H