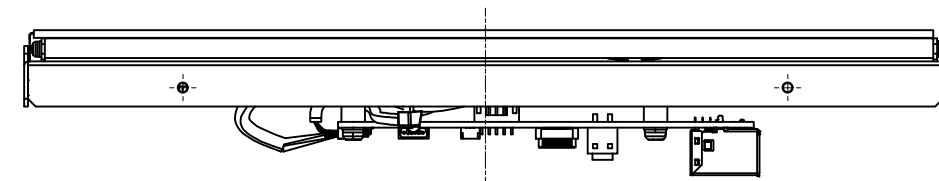
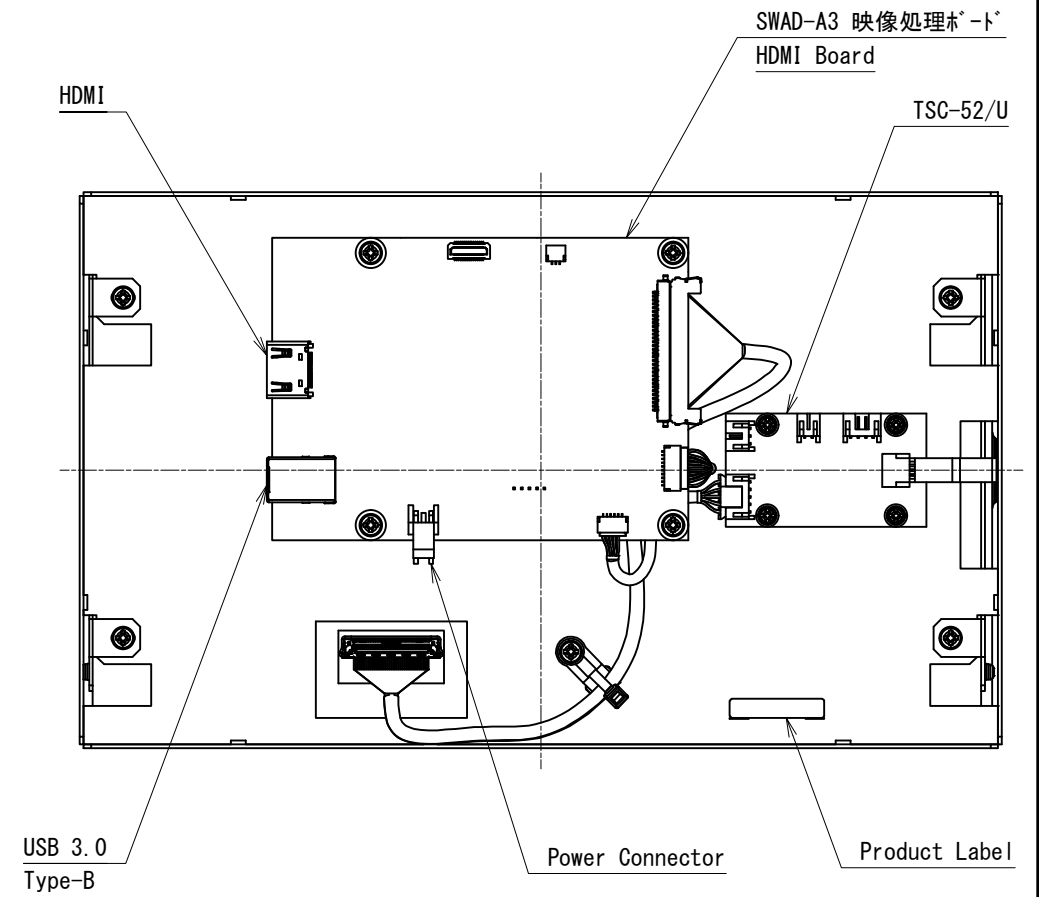
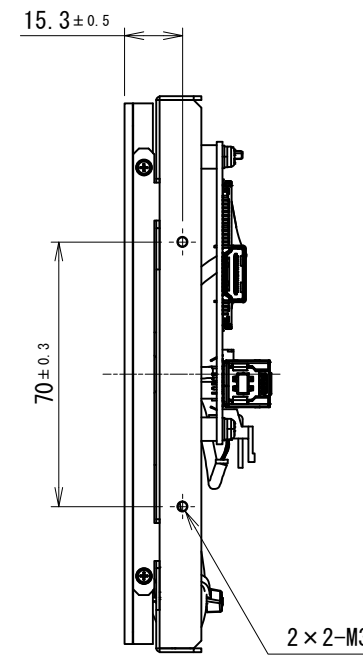
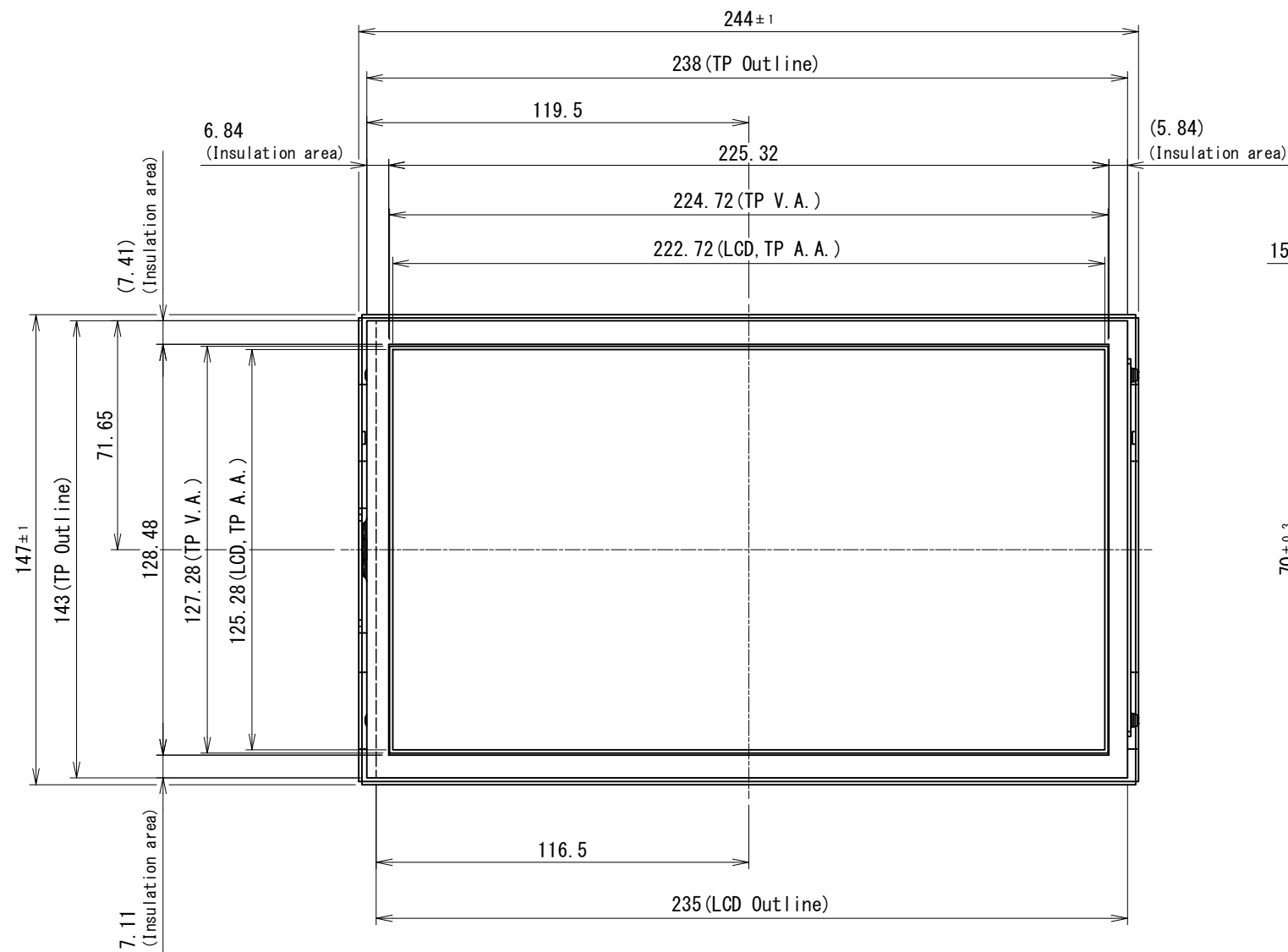
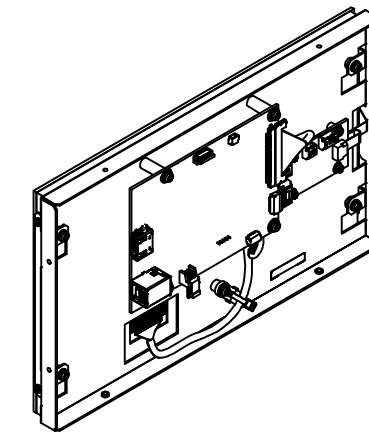
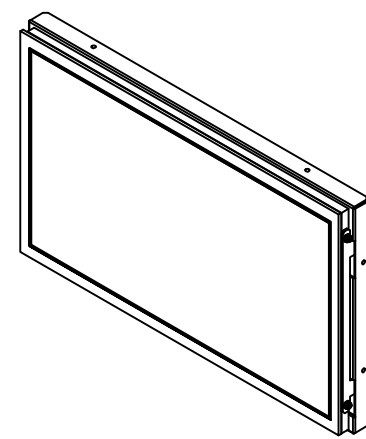
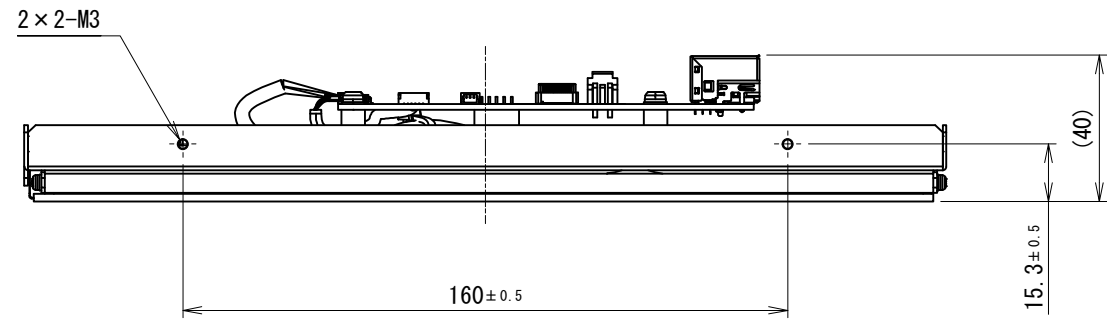


寸法許容差 呼び寸法 Nominal Dimensions	TOLERANCE
$L \leq 3$	± 0.4
$3 < L \leq 6$	± 0.48
$6 < L \leq 10$	± 0.58
$10 < L \leq 18$	± 0.7
$18 < L \leq 30$	± 0.84
$30 < L \leq 50$	± 1.0
$50 < L \leq 80$	± 1.2
$80 < L \leq 120$	± 1.4
$120 < L \leq 180$	± 1.6
$180 < L \leq 250$	± 1.85
$250 < L \leq 315$	± 2.1
$315 < L \leq 400$	± 2.3
$400 < L \leq 500$	± 2.5

SYM	改訂日 DATE	改訂内容 DESCRIPTION	ページ PAGE	担当 DESIGNED
	2023.02.27	新規図面登録	-	S. Takada



NOTES

1. 指示なき寸法公差は寸法公差表の通りとする。
Tolerance shall be of dimensional tolerance table unless specified otherwise.

製図日 ISSUED	2023.02.27	部署 SECTION	Technical Dept.	尺度 SCALE	CAD登録名 CAD FILE NAME	OUTLINE_TK-BRA101WS-01A3	RoHS対応品 RoHS compliant
承認 APPROVED		検図 CHECKED		1:2	製品名 MODEL	TK-BRA101WS-01A3	
		製図 DRAWN	S. Takada	単位 UNIT	図名 TITLE	OUTLINE	ページ PAGE
T. Okada	S. Yoshimoto	設計 DESIGNED	S. Takada	mm	図番 DWG No.	SM3-002366-10	1 / 1
DMC Co., Ltd.			A3				